


# Tessuto Suede (Composizione 41%PU - 47%PL - 9%CO - 3%GLUE)



TS1 Avorio



TS2 Sabbia



TS3 Beige



TS4 Ocra



TS5 Bosco



TS6 Corda



TS7 Terra




TS8 Testa di Moro




TS9 Rosso



TS10 Turchese



TS11 Perla



TS12 Grigio



TS13 Antracite



TS14 Nero